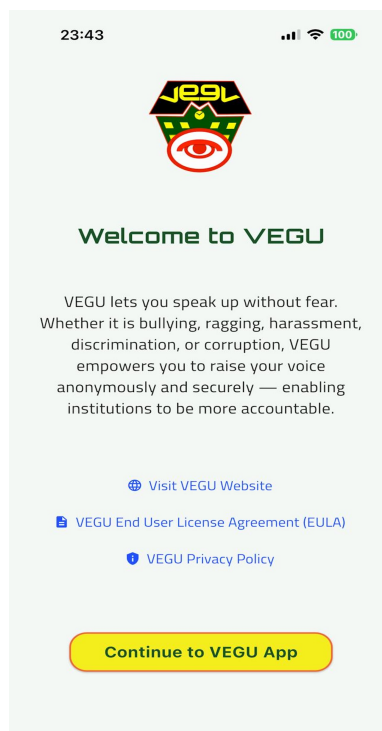




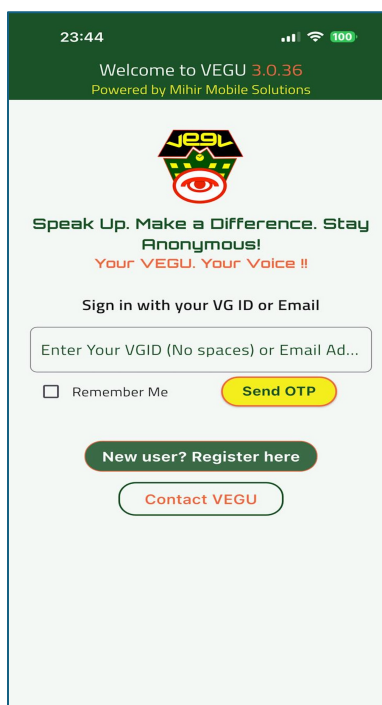
VEGU MOBILE APP by Mihir Mobile Solutions REGISTRATION – INSTRUCTIONS Version 2.1

1. Go to the App store (iOS Appstore or Google Playstore) and search for VEGU. It is listed as “VEGU – Anonymous Voice by MMS” iOS Appstore. Identify the App by the logo or icon shown above. Install the Free App.

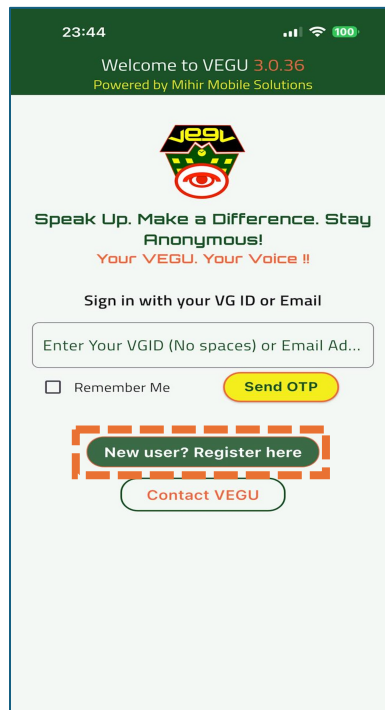
2. Open the App:



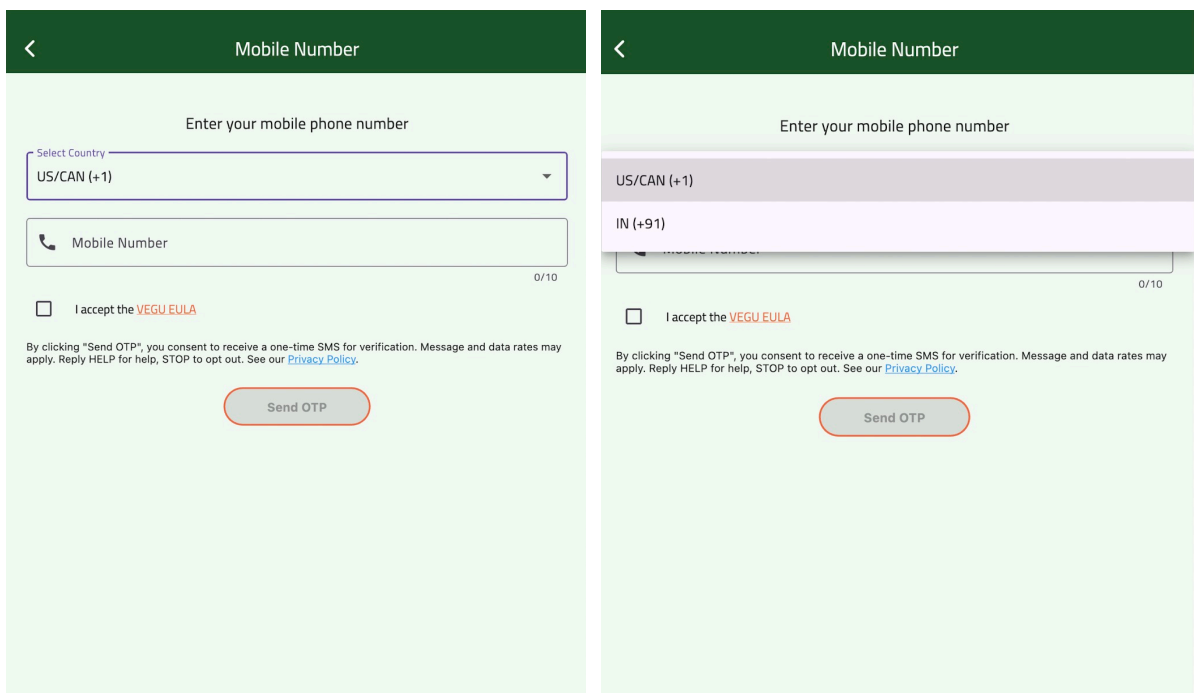
3. Read the Welcome Message, visit the links to learn more about VEGU and its policies, and click on “Continue to App”.



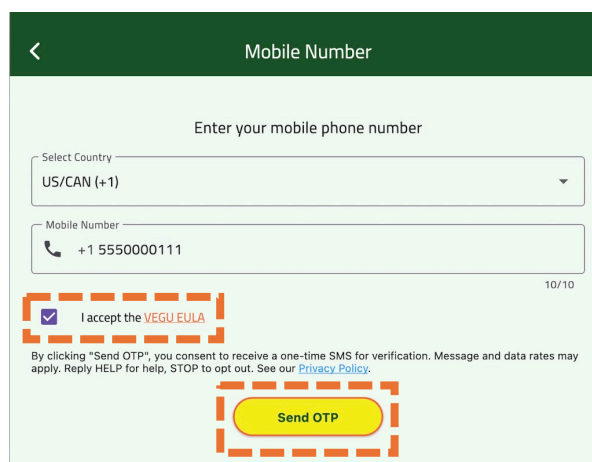
4. The landing screen of the App has 3 options.
For registering as a New User, click on “New User? Register here”.



5. Select the country code and enter a valid mobile phone number. Please note that VEGU is currently supported in US, Canada, and India. VEGU will be implemented in other countries in due course.



6. Please read the End User License Agreement (EULA) and accept it before clicking on “Send OTP”

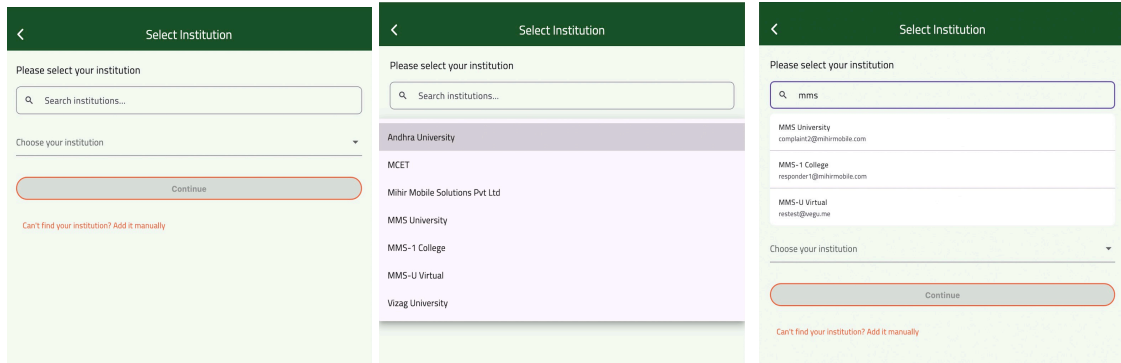


- Enter the One-time Password sent to your mobile phone. Please note that the OTP expires in 5 minutes. You will have the option to resend/regenerate an OTP, if expired or not received.

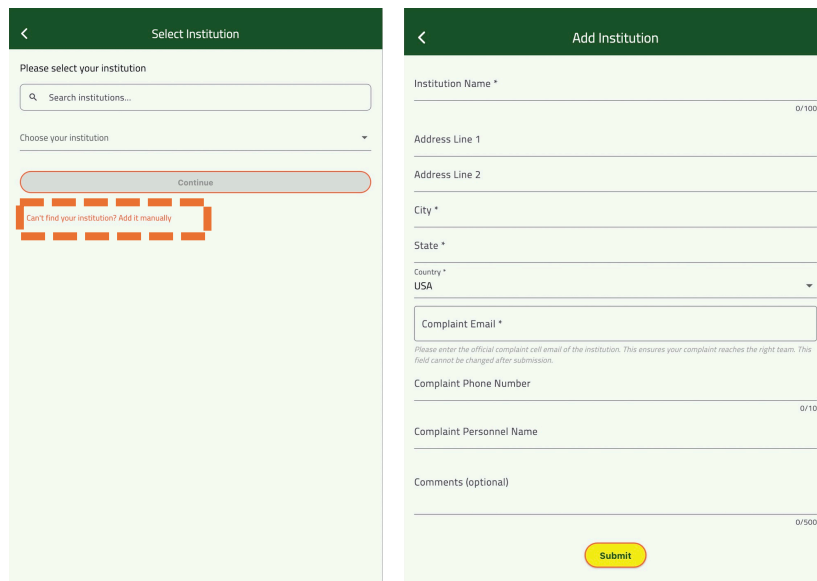
- Next, verify your valid email address with an OTP.

- Upon successful verification of phone number and email address, you will be guided to the User Profile screen. Select the user type that best fits your role. (If you are a contractor or an external employee, select Other and specify your role. Ex: Consultant, Vendor, etc.)

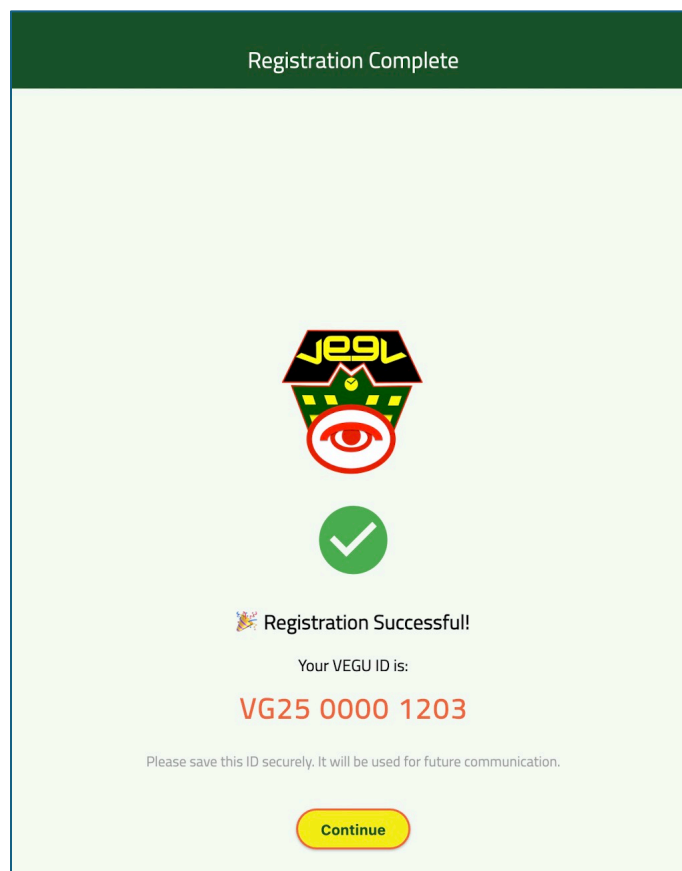
10. Next, select the Workplace Institution you are associated with. You will have the option to select from a drop down or search for your institution by typing the name or keyword(s) of your institution.



11. If your institution is not found in the list, you have the option to manually adding it. Make sure to enter all the mandatory information of your institution.



12. Upon successful creation of your profile, you will see a welcome message with your unique VG ID.



13. The successful selection of your institution completes your Registration. Next, you will be landing in the User Dashboard. Your dashboard may evolve and look different depending on your active complaints and their statuses.

