




VEGU RESPONDER PORTAL REGISTRATION – INSTRUCTIONS Version 2.1

1. Go to <https://responder.vegu.me>



2. Click on “Register”.



3. Read the Welcome Message and Click on “Continue to Registration”.

Welcome to VEGU Responder Registration

VEGU Responder Portal equips your institution to respond quickly, responsibly, and confidentially — helping you build trust with your users as you protect their privacy and anonymity.

- **Review complaints in detail** — every report is delivered securely to your portal.
- **Engage responsibly & empathetically** with anonymous reporters.
- **Update threat level and status** as situations evolve.
- **Access a secure, User-friendly chat** for ongoing dialog with users, until the issues are resolved.
- **Close complaints when resolved** and demonstrate accountability.
- **Institution-only access** for appointed responders such as ICC Admins, HR officers, Compliance Managers, or Counselors.

Continue to Registration

VEGU is an anonymous communication platform. Complaints and conversations are anonymous by default. In rare, critical cases (e.g. safety emergencies), an auditable “unmasking process” may be initiated only with valid justification.

If you have questions or need assistance at any stage, please reach out to the VEGU team using the “Contact VEGU” option in your Responder Portal dashboard. We’re here to help you ensure safe and effective communication.

For more information about Responders and their role, visit [VEGU Responders](#).

4. Enter the designated Email address of the Responder for your Institution. Review EULA, Accept EULA, and Click on "Send OTP".

Registration of Responder

Email*

I accept the [VEGU Responder EULA](#)

Send OTP

Registration of Responder

Email*

I accept the [VEGU Responder EULA](#)

Send OTP

5. Enter the One-time Password (OTP) sent to your designated email address and click on "Verify Email". The email would arrive from "[VEGU OTP Service](#)" <otp@vegu.me>. You may need to check your Junk/Spam folder if the email doesn't land in your inbox. The OTP expires in 5 minutes. You'll have the option to resend the OTP and enter a new OTP if the previous one expires.

Registration of Responder

Enter the 5-digit OTP sent to
responder@YourInstitution.com

Email OTP

0/5

Verify Email

*Please allow up to 5 minutes for the email to arrive.
Also check your Spam or Junk folder before resending the OTP.*

Resend in 17s

- Next, enter all relevant and mandatory fields (marked with *) with valid information. In some cases, some of the information may have been prefilled in the Registration form, because your users (students and/or parents) may already be using VEGU.

Registration of Responder

First Name* John

Middle Name

Last Name* Complaint-Cell

Country* USA

Phone* 5552223333

Department

Password*

Confirm Password*

Select Institution Type*

Educational Institution

Company/Workplace

Institution Category* Training Institution

Institution Name* MMS-1 College

Address Line 1 1200 College Blvd

Address Line 2

City* St. Charles

State* MO

Postal Code 63308

Personnel Name Steve Smith


Comments Please Review

Institution Logo URL http://mihimobile.com/images/MMS_images/MMS-College.png

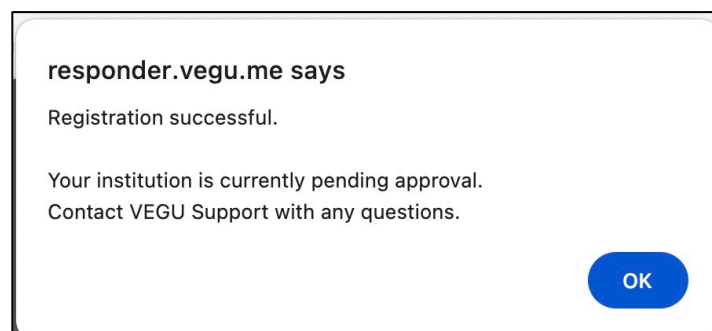
Recommended size for institution logo: 100x100 px (square). Use a transparent PNG or SVG if possible.

Register

- Upon successful registration of Responder, the following message will be displayed. You will also receive a welcome email with confirmation.



- Every new registration of an institution would have to be validated by VEGU Team. Depending on the status of your institution, you may see this message, which will also be communicated in the welcome email.



- [Contact VEGU](#) with any questions.